
AI-ASSISTED AUTHORING FOR TRANSPARENT, DATA-DRIVEN DOCUMENTS

Anonymous authors

Paper under double-blind review

ABSTRACT

We introduce *transparent documents*, interactive web-based scholarly articles which allow readers to explore the relationship to the underlying data by hovering over fragments of text, and present an LLM-based tool for authoring transparent documents, building on recent developments in data provenance for general-purpose programming languages. As a target platform, our implementation uses Fluid, an open source programming language with a provenance-tracking runtime. Our agent-based tool supports a human author during the creation of transparent documents, identifying fragments of text which can be computed from data, such as numerical values selected from records or computed by aggregations like sum and mean, comparatives and superlatives like “better than” and “largest”, trend-adjectives like “growing”, and similar quantitative or semi-quantitative phrases, and then attempts to synthesise a suitable Fluid query over the data which generates the target string. The resulting expression is inserted into the article’s web page, turning the static text fragment into an interactable data-driven element able to reveal the data that underwrites the natural language claim. We evaluate our approach on a subset of SciGen, an open source dataset consisting of tables from scientific articles and their corresponding descriptions, which we extend with hand-generated counterfactual test cases to evaluate how well machine-generated expressions generalise. Our results show that gpt4o is often able to synthesise compound expressions extensionally compatible with our gold solutions.

1 INTRODUCTION: TRANSPARENT, DATA-DRIVEN DOCUMENTS

When interpreting or verifying data-driven claims, a key challenge lies in tracing specific claims back to the relevant data. In peer review, for example, empirical claims typically lack author-supplied links to data, making them hard for reviewers to check directly (Weber & Karcher, 2020). Paper retractions, meanwhile, are often attributable not to fraud, but to simple errors in data management or analysis (Hu et al., 2025). The use of large language models (LLMs) to interpret scholarly documents has seen considerable attention recently, from fact-checking (Abu Ahmad et al., 2025) to interpretation of charts and figures (Roberts et al., 2024), but current LLM interfaces do not support direct interrogation of visual or other outputs for traceability to inputs.

Recent advances in data provenance and data visualisation (Psallidas & Wu, 2018; Bond et al., 2025), on the other hand, have pushed in this direction using a more infrastructural approach. These approaches link computed outputs to their data sources directly by tracking dependency information. This allows visual outputs to support *provenance queries*, user interactions (e.g. mousing over visual elements) that reveal how output features relate to data. The advantage of this approach is that the relationships to data sources are exposed automatically via trusted infrastructure, typically a query language or general-purpose programming language which tracks how data flows through a computation. However, these approaches are limited to outputs computed from data, such as visualisations. What is missing is a way to extend these “direct interrogation” features to natural language itself, where the main claims of most scholarly articles are actually made.

In this paper, we address this gap by combining two complementary approaches: the ability of LLMs to understand technical language and synthesise queries over data, plus the provenance-tracking infrastructure of an open source programming language called Fluid (<https://f.luid.org/>) (Perera

054	tableData (15 of 15)	As shown in Table 3, BiLSTM gives significantly better accuracies compared to uni-
055	▼ acc model param time_s	directional LSTM2, with the training time per epoch growing from 99 seconds to 106
056	1 80.72 LSTM 5977 99	seconds. Stacking 2 layers of BiLSTM gives further improvements to development
057	2 81.73 BiLSTM 7059 106	results, with a larger time of 207 seconds. 3 layers of stacked BiLSTM <u>does not further</u>
058	3 81.97 2 stacked BiLSTM 9221 207	<u>improve</u> the results. In contrast, S-LSTM gives a development result of 82.64 %, which is
059	4 81.53 3 stacked BiLSTM 11383 310	significantly better compared to 2-layer stacked BiLSTM, with a smaller number of model
060	5 81.37 4 stacked BiLSTM 13546 411	parameters and a shorter time of 65 seconds. We additionally make comparisons with
061	6 82.64 S-LSTM 8768 65	stacked CNNs and hierarchical attention (Vaswani et al., 2017), shown in Table 3 (the
062	7 80.35 CNN 5637 34	CNN and Transformer rows), CNN is the most efficient among all models compared, with
063	8 80.97 2 stacked CNN 5717 40	the smallest model size. On the other hand, a 3-layer stacked CNN gives an accuracy of
064	9 81.46 3 stacked CNN 5808 47	81.46 %, which is also the lowest compared with BiLSTM, hierarchical attention and S-
065	10 81.39 4 stacked CNN 5855 51	LSTM. The best performance of hierarchical attention is obtained by S-LSTM+Attention in
066	11 81.03 Transformer (N=6) 7234 138	terms of both accuracy and efficiency. S-LSTM gives significantly better accuracies
067	12 81.86 Transformer (N=8) 7615 174	compared with both CNN and hierarchical attention. Table 3 additionally shows the
068	13 81.63 Transformer (N=10) 8004 214	results of BiLSTM and S-LSTM when external attention is used Attention leads to
069	14 82.37 BiLSTM+Attention 7419 126	improved accuracies for both BiLSTM and S-LSTM in classification, with S-LSTM still
070	15 83.07 S-LSTM+Attention 8858 87	<u>outperforming</u> BiLSTM significantly.
071	tableData (15 of 15)	As shown in Table 3, BiLSTM gives significantly better accuracies compared to uni-
072	▼ acc model param time_s	directional LSTM2, with the training time per epoch growing from 99 seconds to 106
073	1 80.72 LSTM 5977 99	seconds. Stacking 2 layers of BiLSTM gives further improvements to development
074	2 81.73 BiLSTM 7059 106	results, with a larger time of 207 seconds. 3 layers of stacked BiLSTM <u>further improves</u>
075	3 81.97 2 stacked BiLSTM 9221 207	the results. In contrast, S-LSTM gives a development result of 82.64 %, which is
076	4 81.74 3 stacked BiLSTM 11383 310	significantly better compared to 2-layer stacked BiLSTM, with a smaller number of model

Figure 1: Two versions of a transparent document, showing text fragments linked to data

et al., 2022; Bond et al., 2025). Together, these two technologies enable the creation of *transparent documents*, web-based scholarly articles with two key transparency features:

1. **Data-driven:** Quantitative statements expressed in natural language — e.g. that system X is faster than system Y on some task — are computed from the relevant data, rather than occurring merely as static fragments of text.
2. **Data linking:** Readers and reviewers can interactively trace such claims back to the specific data elements that support them, through embedded provenance queries.

Figure 1, generated from our implementation, illustrates these two features. The upper section shows a “transparent” excerpt from Zhang et al. (2018), a scholarly article comparing text encoding techniques. When a reader hovers over the phrase “does not further improve”, the relevant data are highlighted on the left. Other fragments (e.g. “better than”, “further improvements”) that refer to the same data are also marked, allowing the reader to explore supporting and contrasting evidence. The lower section shows a counterfactual situation where the authors’ experiments had produced different results: here the phrase “does not further improve” is replaced by “further improves”.

This transparent version of the document was implemented in Fluid. The source code is shown in Figure 2, and makes use of several helper functions, a representative subset of which are shown in Figure 5. What makes our solution interesting is that the provenance-tracking runtime of Fluid and the LLM-based authoring support are both essential components of the solution, with Fluid providing the interactions, and the LLM-based tool making the authoring process feasible. Generating code for a traditional language like Python would still result in a data-driven document, but crucially without the interactive provenance queries; and without AI-based tooling to support the authoring process, the author would be faced with creating the code in Figure 2 by hand, which is unlikely to be feasible as part of the usual scientific writing process.

AI-assisted authoring of transparent documents thus support turning static text into interactable, data-driven content able to expose the evidential basis of scholarly claims. We envisage two use cases. First, when **authoring** content for an online article, a journalist or scientific publisher may wish to provide text which is linked to the underlying data so that the evidence base for the textual claims can be explored directly from the article. Second, when **reading** a document reporting on findings derived from open data (perhaps a scientific paper or climate report), the reader may want to retroactively interpret parts of the text as queries over the available data and gradually “rationally reconstruct” the relationship between claims in the paper and the evidence base. This might be just to aid their own comprehension, or part of a formal peer review process.

```

let model_name = model name tableData in f"""
As shown in Table 3, BiLSTM gives significantly
${trendWord (model_ "BiLSTM").acc (model_ "LSTM").acc betterWorse}
accuracies compared to uni-directional LSTM2, with the training time per epoch
${trendWord (model_ "BiLSTM").time_s (model_ "LSTM").time_s growShrink} from
${(model_ "LSTM").time_s} seconds to ${(model_ "BiLSTM").time_s} seconds.
...
We additionally make comparisons with stacked CNNs and hierarchical attention (Vaswani et al., 2017),
shown in Table 3 (the CNN and Transformer rows),
${(findWithKey_ "time_s" (minimum (map_ (fun y → y.time_s) tableData)) tableData).model} is the
${rankLabel "most efficient" (findIndex "model" "CNN" (sort (fun a b → a.time_s < b.time_s) tableData)))}
among all models compared, with the
${rankLabel "smallest" (findIndex "model" "CNN" (sort (fun a b → a.param < b.param) tableData)))}
model size. On the other hand, a 3-layer stacked CNN gives an accuracy of
${(model "3 stacked CNN" tableData).acc} %, which is also the
${rankLabel "lowest" (findIndex "model" "CNN" (sort (fun a b → a.time_s < b.time_s) tableData)))}
compared with BiLSTM, hierarchical attention and S-LSTM. The
${rankLabel "best" (findIndex "model" "S-LSTM+Attention" (sort (fun a b → b.acc < a.acc) tableData)))}
performance of hierarchical attention is obtained by S-LSTM+Attention in terms of both accuracy
and efficiency. S-LSTM gives significantly
${trendWord (model_ "S-LSTM").acc (model_ "CNN").acc betterWorse}
accuracies compared with both CNN and hierarchical attention. Table 3 additionally shows the results of
BiLSTM and S-LSTM when external attention is used. Attention leads to improved accuracies for both
BiLSTM and S-LSTM in classification, with S-LSTM still
${trendWord (model_ "S-LSTM").acc (model_ "BiLSTM").acc underOverPerforming} BiLSTM significantly.
"""

```

Figure 2: Gold solution for transparent document in Figure 1 (some lines omitted)

Contributions. Our specific contributions are as follows. We leave implementing a full Copilot-like authoring plugin for an IDE such as VSCode or Cursor for future work (Section 6).

- A proof-of-concept LLM-based tool for iteratively transforming a preexisting opaque document and associated data set into a transparent, data-driven counterpart (Section 2);
- A summary of the natural language idioms we have studied (Section 3) and an empirical evaluation of how well state-of-the-art models are able to solve the associated interpretation and code synthesis problems (Section 4).

2 AI-ASSISTED AUTHORING WORKFLOW

Our authoring tool is composed of two LLM-based agents. A **SuggestionAgent** identifies text fragments potentially computable from data, and an **InterpretationAgent**, given a text fragment provided by the SuggestionAgent or by the author, attempts to synthesise a Fluid expression which computes the target fragment. The main components of the workflow are as follows:

1. **Initial configuration.** The author imports the target text and accompanying data into the system to create a programmatic representation of the target document. Initially this is simply equivalent to the target text, taking the form of a string literal `"""..."""`, where the triple quotes are Fluid syntax for a Python or JavaScript-style *interpolated string*, i.e. a literal where expressions of the form `{e}` are permitted within the string. The SuggestionAgent analyses the target text and identifies any fragments which are candidates for being computed instead of remaining as literal substrings.
2. **High-level Authoring workflow.** The system then enters the human-in-the loop authoring workflow shown in Figure 3, where the author interacts with the InterpretationAgent. The system waits for the author to select a fragment of text s to interpret (perhaps previously highlighted by the SuggestionAgent). The system then attempts to generate a candidate Fluid expression e using the closed-loop synthesis step (3) below. If code synthesis succeeds with an expression e , the system proceeds to the manual validation step (4) below. If the synthesis step fails with no expression, no remedial action is possible; this is considered an unsuccessful path through the workflow and returns the system to the entry state. Otherwise the synthesis step produces an expression e which evaluates to a mismatched string $s' \neq s$ outcome, and the user can choose to manually abort and return to the entry state, or optionally to *revise the goal*, replacing s with s'

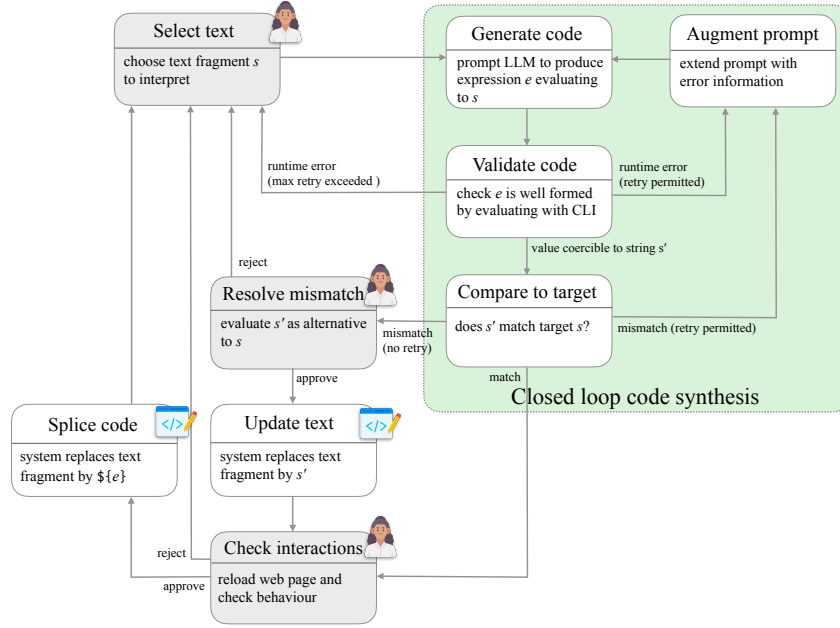


Figure 3: Human-in-the-Loop workflow (states requiring human intervention in grey)

in the target document and retaining e as the candidate expression. This is intended to cover the situation where the author has made a claim which is *incorrect*, and the data set and surrounding natural language have led the LLM to synthesise an expression which generates a different value from the one specified by the user.

3. **Code synthesis step.** The expression synthesis step is an error-guided iterative prompting loop (Skreta et al., 2023), beginning with an initial prompt sent to the LLM (see *Prompt design* below) requesting the generation of an expression e . Using the Fluid command-line interface, the expression is validated to check that it evaluates without error, produces a value coercible to a string s' , and finally that s' is equal to the target fragment s . Any failure triggers prompt augmentation with the appropriate error message and the system retries generation. If code synthesis loop is able to yield an expression which computes s within a maximum number of retries, the synthesis step succeeds with e . If the last generated e was invalid (resulting in an error), the code synthesis step fails with no expression. Otherwise, code synthesis produces an expression e but with a mismatched string outcome $s' \neq s$.
4. **Manual validation step.** Once a candidate expression has been generated, the system replaces the selected substring s with the interpolation expression $\{e\}$, creating a new (but only tentative) document configuration. The author can republish the web page hosting the document and interact with the proposed revision. As shown in Section 4, this is an important validation step that can reveal errors in the generated expression. If the interactions look reasonable, the author can approve the new document state; this is the primary successful path through the workflow and returns the system to the entry state where it is waiting for another top-level interaction from the author. Otherwise, the author rejects the proposed change and returns to the entry state without any change to the document.

This human-in-the-loop design combines automated synthesis with validation and author oversight, providing a substantial level of automation, but requiring the author to intervene at key steps to ensure correctness.

InterpretationAgent prompt design. The InterpretationAgent is guided by a structured system prompt that frames code generation as a precise replacement task. The model receives the imported datasets, helper modules, and the current Fluid representation of the paragraph, in which a text fragment is marked with the tag `[REPLACE ...]`. The task is to substitute this placeholder with a Fluid expression that evaluates exactly to the target string, reconstructing quantitative or comparative

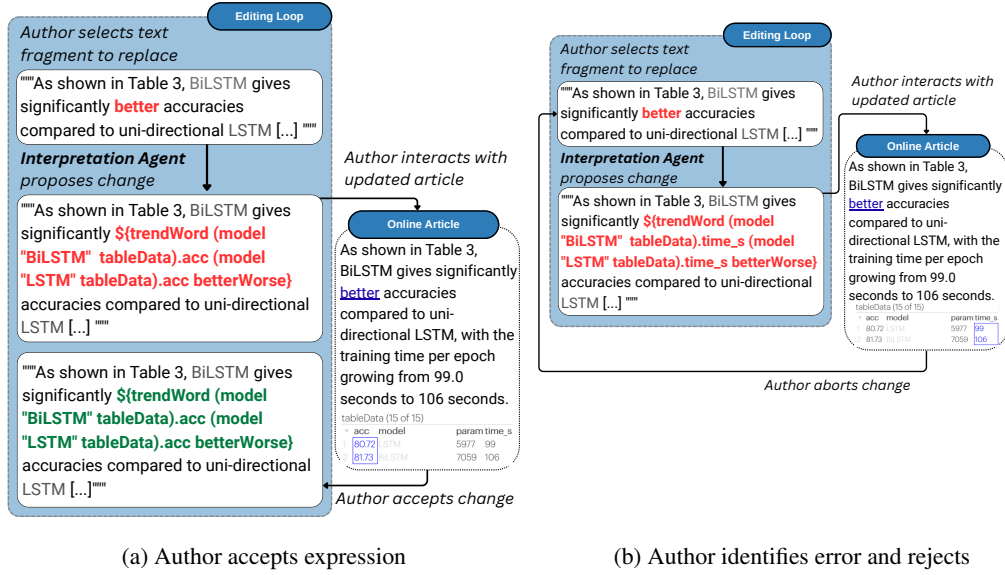


Figure 4: Two possible paths through editing loop, with interactive verification of generated code

claims as data queries. To ensure integration with the workflow, the output must consist solely of a syntactically valid Fluid expression, with no additional commentary. The full prompt is given in Appendix A.

3 TARGET IDIOMS OF NATURAL LANGUAGE

Label	Example	Gold Solution for Example
Data retrieval	the training time per epoch growing from 67 seconds to 106 seconds.	(model_ "LSTM").time_s
Ratio	The Energy Sector accounts for total methane emissions of 52.80% in 2030.	(getByCategory "Energy Sector" year).emissions / sum (map (fun x -> x.emissions) (getByYear year)) * 100
Average	The average methane emissions for the year 2030 is 13.51	sum (map (fun x -> x.emissions) (getByYear year)) / length records
Min/Max	The Energy Sector recorded its highest methane emissions in 2030	let maxEntry = maximumBy (fun x -> x.emissions) (filter (fun x -> x.type == "Energy Sector") tableData) in maxEntry.year
Rank	3-layer stacked CNN gives an accuracy of 81.46%, which is the lowest compared with BiLSTM, and S-LSTM	rankLabel "lowest" (findIndex "model" "CNN" (sort cmpTime tableData))
Sum	The total methane emissions for the year 2030 is 37.74 for Agriculture	sum (map (fun x -> x.emissions) (getByYear year))
Comparison	The training time per epoch growing from 67 seconds to 106 seconds.	trendWord (model_ "BiLSTM" tableData).time_s (model_ "LSTM" tableData).time_s growShrink
Generalised quantifiers	In the case of one syndrome (Hemorrhagic) we noticed an unusually low level of recall for SVM but not for NB.	unusuallyHighLow (overallComparison [compareCols col "naive_bayes_r" (findWithKey_ "synd" "Hem." tableData) col <- ["svm1_r", "svm2_r", "svm3_r", "svm_r"]])

Table 1: Quantitative/semi-quantitative natural language forms considered in this paper

```

270
271 1 let ordinalMap =
272 2   [ { lastDigit: 1, suffix: "st" },
273 3     { lastDigit: 2, suffix: "nd" },
274 4     { lastDigit: 3, suffix: "rd" } ];
275
276 6 let ordinal n =
277 7   if n <= 0 then error "n <= 0 not supported"
278 8   else if (n < 4) then
279 9     numToStr n ++
280 10    (findWithKey_ "lastDigit" n ordinalMap).suffix
281 11   else if (n >= 4) 'and' (n <= 20) then
282 12     numToStr n ++ "th"
283 13   else error "n > 20 not supported";
284
285 15 let rankLabel word n =
286 16   (if n == 1 then "" else ordinal n ++ "-") ++ word;
287
288
289
290
291
292
293
294
295
296
297
298
299
300
301
302
303
304
305
306
307
308
309
310
311
312
313
314
315
316
317
318
319
320
321
322
323

```

```

19 let trendWord n1 n2 compareWord =
20   compareWord (compare n1 n2);
21
22 let growShrink EQ = "unchanging";
23   growShrink LT = "shrinking";
24   growShrink GT = "growing";
25
26 let smallerHigher EQ = "equal";
27   smallerHigher LT = "smaller";
28   smallerHigher GT = "larger";
29
30 let improvements EQ = "no further improvements";
31   improvements LT = "no further improvements";
32   improvements GT = "further improvements";

```

Figure 5: SciGen helper functions (representative examples)

Table 1 summarises the natural language idioms studied in this paper. With state-of-the-art models like *gpt-4o* and *gpt-5*, our system is able to resolve basic table lookups of direct numerical values, as well as computations of percentages, averages, minima and maxima, and totals, each mapped to the corresponding aggregation over the source data. For example, phrases such as “the Energy Sector accounts for 52.80% of total emissions” and “average methane emissions for 2030 is 13.51” are interpreted in terms of sum and mean respectively over the relevant data values. Similarly, “recorded its highest emissions in 2030” is interpreted as a `maximumBy` query, while a statement such as “CNN gives the lowest accuracy” is mapped to an explicit computation of rank.

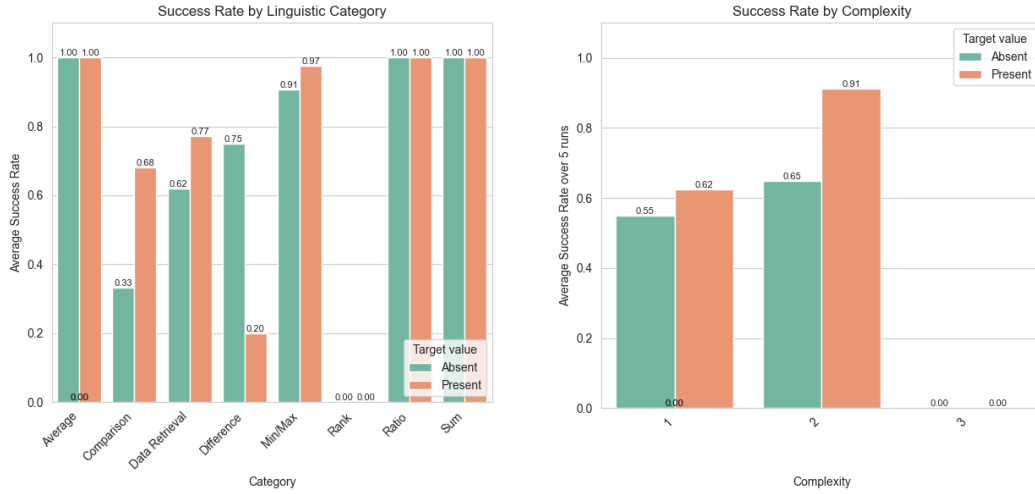
We also consider *trend* expressions, which comparative natural language phrases describing how a data attribute evolves over time, such as “training time growing from 67 to 106 seconds”. Such idioms are mapped to higher-order functions like `trendWord` parameterised on additional helper functions such as `growShrink` and `betterWorse` (shown in Figure 5) which map comparisons to appropriate natural language phrases.

Taken together, these categories cover a representative portion of the numerical reasoning idioms found in the SciGen benchmark. However, some linguistic forms that commonly arise in scholarly articles are not covered in our analysis. We have yet to study approximate quantitative terms like “around 50%” or “roughly 100 instances”, nor interval-based descriptions such as “between 30 and 40%” or “within 5–10 seconds”. While we have no reason for thinking these will present specific difficulties, other forms are likely to be more challenging. So-called *graded* modal adverbs (Lassiter, 2017) which modify adjectival comparatives like “better” – as in “slightly better” and “significantly higher” – especially when combined with trends over time, as in “steadily increasing” or “sharply declining” – are likely to prove difficult because the interpretation of these qualifiers can be subjective and context-dependent. Generalised quantifiers like “generally” and “usually” (Barwise & Cooper, 1981) present similar challenges because colloquial use may differ from more formal uses (in some situations “most” might mean a majority, i.e. greater than 50% of cases, but in others may mean only “greater than any other alternative proportion”). On the other hand these difficulties also present themselves to human readers, so extending coverage to these idioms would substantially deepen our tool’s ability to bridge natural language reporting with interpretation in terms of the underlying dataset, perhaps revealing inconsistent use of technical language on the part of the author. We discuss this further in Section 6.

4 EXPERIMENTAL EVALUATION

4.1 RESEARCH QUESTIONS

Our evaluation tests the ability of the InterpretationAgent to translate quantitative and semi-quantitative expressions from scholarly natural language into executable queries that operate on the underlying dataset. Beyond raw accuracy, we are also concerned with how performance varies



(a) Success rate by Linguistic Category

(b) Success rate by Complexity

Figure 6: Success rate of the proposed system, measured over 5 runs with *gpt-4o*

with task complexity, and whether the generated expressions are robust under changes to data or in the presence of ambiguity or other low data quality issues. These are captured in two research questions:

RQ1. Interpretation Accuracy across Linguistic Idioms and Complexity. To what extent can LLMs accurately interpret quantitative and semi-quantitative claims in scholarly text as data queries? We examine performance across a range of linguistic idioms (e.g. averages, percentages, min/max, ranks, as summarised in Table 1) and investigate how accuracy varies with task complexity, measured (somewhat crudely) by the number of query sub-expressions (e.g. retrieval, aggregation, or arithmetic) present in the gold solution.

RQ2. Generalisability and Robustness. How well do the generated expressions generalise when the underlying data changes, or when the input contains misleading or ill-specified information? We test whether generated queries continue to produce correct outputs under a set of hand-generated counterfactual modifications of the dataset, based on expected query results specific to each test case, and also how counterfactual performance is impacted by the presence of misleading or adversarial phrasing. Table 2 shows some of cases we deem problematic in this sense; in these cases, producing a valid expression is likely to be challenging because of ambiguities in the input data or accompanying natural language.

4.2 RESULTS

Interpretation Accuracy across Linguistic Idioms and Complexity. To evaluate RQ1, we used a sample of the SciGen dataset (Moosavi et al., 2021), an open source dataset consisting of tables from scientific articles and their corresponding descriptions. We aggregated the results according to the linguistic categories from Table 1. Figure 6a illustrates the success rate for each category, both with and without target-value sharing.

The results show that *the system is robust when provided with sufficient guidance but degrades when underspecified*. With the target-value sharing, the InterpretationAgent produced correct Fluid expressions in 74.9% (S.D. 3.0%) of cases, but performance dropped to 57.1% when the target was withheld. This highlights the system’s reliance on explicit cues when resolving ambiguous fragments.

Performance also varied across linguistic categories. Success rates exceeded 68% for comparison, 77.3% for data retrieval, and 97% for min/max search tasks. In contrast, accuracy decreased significantly for expressions requiring differences (20%) and for ranking tasks (0%).

Problem Type	Example	Explanation
false comparison	BiLSTM is the most efficient among all models compared, with the highest model size	BiLSTM is not the most efficient, nor does it have the largest size.
wrong numerical value	LSTM is the fastest model with overall time taken being 90 seconds	It is not 90 but 106.
ambiguous referent	LSTM is the fastest model with overall time taken being 90 seconds	There are two type of time in the dataset (training_time, execution_time), both with a value of 90 seconds.

Table 2: Categories of problematic example

The trend for compositional complexity is more nuanced as shown in Figure 6b, which reports the success rate as a function of the number of categories assigned to each expression: success rates are 62% for single-category expressions, increase to 91% when two categories are combined, but collapse to 0% when three categories are involved. This suggests that *moderate composition can actually aid performance, perhaps by giving the model clearer structural cues, but that complexity beyond a certain threshold overwhelms the synthesis process.*

Generalisability and Robustness. As a preliminary attempt to address RQ2, we carried out *counterfactual testing* to evaluate the robustness of generated expressions under changes to the underlying data. In this setup, the input tables were modified according to hand-craft test specifications, and both the expected and generated expressions were re-executed to check whether the behaviours remained consistent. Across 300 test executions, 121 contained at least one counterfactual error (an average of 3.8 per case), of which 42 ultimately still succeeded. These tests highlight cases where an expression may coincidentally yield the correct output on the original data but fails to be extensionally equivalent more generally (i.e. under perturbation). For example, in one test the system generated

```
(findWithKey_ "model" "LSTM2" tableData).time_s
```

intended to retrieve the execution time of the LSTM model, but incorrectly referred to LSTM2. Counterfactual testing exposed this mismatch, which would otherwise have gone undetected.

At present, counterfactual tests are used only as an evaluation device, not as part of the authoring workflow itself. For future work (Section 6), we plan to investigate automatic generation of counterfactual tests, allowing these additional robustness checks to be integrated into the document authoring workflow.

5 RELATED WORK

Argument mining. *Argument mining* is an area of NLP which involves identifying argumentative structures in text, such as claims, premises, and conclusions, and mapping them to formal representations (Palau & Moens, 2009; Lippi & Torroni, 2015). Early work focused on rule-based approaches, while more recent work has leveraged machine learning and deep learning techniques (Stab & Gurevych, 2014b; 2017; Eger et al., 2017). The field has also emphasized defining annotation schemes for the task, such as the Argumentative Zoning framework (Teufel & Moens, 2002; Teufel et al., 2009), as well as schemes more directly tailored to argument mining (Stab & Gurevych, 2014a). The field has focused on various domains, starting from legal texts (Toulmin, 2003), and has relied on online resources such as Debatepedia (Cabrio & Villata, 2013). The community has also rapidly engaged with work that explores the use of argument mining in scientific texts (Liakata et al., 2012; Lauscher et al., 2018b) to better understand the structure of scientific arguments and the relationships between different claims and evidence. While the advent of LLMs has improved performance (Gorur et al., 2025; Vrakatseli et al., 2025), argument mining remains a challenging task, particularly when it comes to identifying implicit argumentative relations between discourse units, and reasoning about relationships among different argumentative components, especially in cross-domain settings where models struggle to generalise (Gemechu et al., 2024). While in our work we

do not directly perform traditional argument mining, this work similarly relies on the identification of claims in text, which we evaluate following established practices in the field.

NLP and scientific writing. The intersection of NLP and scientific writing has gained increasing attention in the last decade, with a focus on improving the clarity, coherence, and overall quality of scientific texts. On the authoring side, tools such as automated writing assistants can support researchers in producing more fluent and accessible text, for instance through grammar correction, summarisation and text simplification (Napoles et al., 2017; Stiennon et al., 2020; Takeshita et al., 2024; Saggion & Hirst, 2017). Other approaches specifically target the argumentative structure of scientific papers, helping writers to organise contributions and claims more effectively (Lauscher et al., 2018a). Nowadays, general purpose LLMs such as ChatGPT or tools tailored for the task such as Grammarly show the variety of support that NLP tools can provide to authors (Wu et al., 2023; Ahn, 2024; Khalifa & Albadawy, 2024).

At the same time, NLP methods are being developed to assist reviewers and editors in evaluating submissions. These include systems for detecting potential issues such as lack of clarity, weak argumentative support, or even factual inconsistencies and up to scientific fraud (Thakkar et al., 2025; Fromm et al., 2021; Freedman & Toni, 2024). Such tools can also facilitate meta-reviewing by providing summaries of peer reviews and identifying points of disagreement among reviewers (Kumar et al., 2023). While AI tools show promises in improving the peer-review process (Tyser et al., 2024), there are also various risks associated such as breaches of confidentiality, lack of transparency and biases (Perlis et al., 2025). Our current work situates itself in the context of NLP tools for supporting the understanding of scientific writing; specifically, it addresses one of the major critiques toward the automation of such process by offering a transparent way of examining its workflow.

Interpretable NLP. As Figure 1 illustrates, scientific texts routinely make use of comparatives like “faster” while leaving one of the argument slots implicit, with the context determining the omitted referent. LLMs demonstrate considerable competence in resolving these and other more syntactic forms of anaphora such as pronouns (Zhu et al., 2025), but the resolved referent itself – concretely, what was being referred to – remains implicit. Interpretable NLP is a recent research direction which aims to support comprehension (and production) of text in a more explicit and transparent way (He, 2023). By generating code that formalises the interpretation of a comparative like “faster”, our approach also makes these implicit references explicit; combining our system with interpretable NLP would allow the user to explore the linguistic interpretation as well.

6 CONCLUSIONS AND FUTURE WORK

We introduced a proof-of-concept system for authoring transparent, data-driven documents by combining LLM-based code synthesis with Fluid’s provenance-tracking runtime. Our evaluation on SciGen shows that the approach can reliably link natural language claims to their underlying data, while also revealing common failure modes such as ambiguity and misleading input.

Future work includes reducing reliance on predefined helper functions such as `growShrink` and `trendWord`. While there is an advantage in using a predefined set of helpers (in that they offer a uniform framework for interpreting a given scholarly document), we also aim to enable the system to operate in their absence, for instance by turning “definition not found” errors into augmented prompts that trigger automatic generation of missing definitions. We also plan to broaden the scope of supported artifacts, extending interpretation to visualisations and intermediate datasets derived from cleansing or aggregation, and to cover additional idioms such as cardinals, multiplicatives, rounding, and graded adjectives.

Another priority is improving integration and validation. Embedding the system into developer and authoring environments such as VSCode or Cursor would make the workflow more seamless, while automatic generation of counterfactual test cases could strengthen validation at authoring time. Finally, distinguishing between *referential terms* with fixed denotations and queries with data-dependent values may help in repairing false or inconsistent statements, ensuring that generated expressions remain aligned with both the data and the author’s intent.

486
487
488
489
490
491
492
493
494
495
496
497
498
499
500
501
502
503
504
505
506
507
508
509
510
511
512
513
514
515
516
517
518
519
520
521
522
523
524
525
526
527
528
529
530
531
532
533
534
535
536
537
538
539

REPRODUCIBILITY STATEMENT.

To facilitate reproducibility, we provide a zip archive in the supplementary materials containing the complete source code, the datasets used in our experiments, and a README file with detailed instructions for running the scripts.

REFERENCES

- Raia Abu Ahmad, Aida Usmanova, and Georg Rehm. The ClimateCheck shared task: Scientific fact-checking of social media claims about climate change. In Tirthankar Ghosal, Philipp Mayr, Amanpreet Singh, Aakanksha Naik, Georg Rehm, Dayne Freitag, Dan Li, Sonja Schimmler, and Anita De Waard (eds.), *Proceedings of the Fifth Workshop on Scholarly Document Processing (SDP 2025)*, pp. 263–275, Vienna, Austria, jul 2025. Association for Computational Linguistics. ISBN 979-8-89176-265-7. doi: 10.18653/v1/2025.sdp-1.24.
- Sangzin Ahn. The transformative impact of large language models on medical writing and publishing: current applications, challenges and future directions. *The Korean journal of physiology & pharmacology: official journal of the Korean Physiological Society and the Korean Society of Pharmacology*, 28(5):393–401, 2024.
- Jon Barwise and Robin Cooper. Generalized quantifiers and natural language. *Linguistics and Philosophy*, 4(2):159–219, June 1981. ISSN 1573-0549. doi: 10.1007/BF00350139.
- Joe Bond, Cristina David, Minh Nguyen, Dominic Orchard, and Roly Perera. Cognacy queries over dependence graphs for transparent visualisations. In Viktor Vafeiadis (ed.), *Programming Languages and Systems*, pp. 144–171, Cham, 2025. Springer Nature Switzerland. ISBN 978-3-031-91118-7.
- Elena Cabrio and Serena Villata. A natural language bipolar argumentation approach to support users in online debate interactions. *Argument & Computation*, 4(3):209–230, 2013.
- Steffen Eger, Johannes Daxenberger, and Iryna Gurevych. Neural end-to-end learning for computational argumentation mining. *arXiv preprint arXiv:1704.06104*, 2017.
- Gabriel Freedman and Francesca Toni. Detecting scientific fraud using argument mining. In *Proceedings of the 11th Workshop on Argument Mining (ArgMining 2024)*, pp. 15–28, 2024.
- Michael Fromm, Evgeniy Faerman, Max Berrendorf, Siddharth Bhargava, Ruoxia Qi, Yao Zhang, Lukas Dennert, Sophia Selle, Yang Mao, and Thomas Seidl. Argument mining driven analysis of peer-reviews. In *Proceedings of the AAAI conference on artificial intelligence*, volume 35, pp. 4758–4766, 2021.
- Debela Gemechu, Ramon Ruiz-Dolz, and Chris Reed. Aries: A general benchmark for argument relation identification. In *11th Workshop on Argument Mining, ArgMining 2024*, pp. 1–14. Association for Computational Linguistics (ACL), 2024.
- Deniz Gorur, Antonio Rago, and Francesca Toni. Can large language models perform relation-based argument mining? In *Proceedings of the 31st International Conference on Computational Linguistics*, pp. 8518–8534, 2025.
- Yulan He. Interpretable natural language understanding. In *Proceedings of the 32nd ACM International Conference on Information and Knowledge Management, CIKM ’23*, pp. 1–2, New York, NY, USA, 2023. Association for Computing Machinery. ISBN 9798400701245. doi: 10.1145/3583780.3615315.
- Wanfei Hu, Guiliang Yan, Jingyu Zhang, Zhenli Chen, Qing Qian, and Sizhu Wu. Analysis of scientific paper retractions due to data problems: Revealing challenges and countermeasures in data management. *Accountability in Research*, 0(0):1–31, 2025. doi: 10.1080/08989621.2025.2531987.
- Mohamed Khalifa and Mona Albadawy. Using artificial intelligence in academic writing and research: An essential productivity tool. *Computer Methods and Programs in Biomedicine Update*, 5:100145, 2024.
- Sandeep Kumar, Tirthankar Ghosal, and Asif Ekbal. When reviewers lock horn: Finding disagreement in scientific peer reviews. *arXiv preprint arXiv:2310.18685*, 2023.
- Daniel Lassiter. *Graded Modality: Qualitative and Quantitative Perspectives*. Oxford University Press, 06 2017. ISBN 9780198701347. doi: 10.1093/oso/9780198701347.001.0001.

594 Anne Lauscher, Goran Glavaš, and Kai Eckert. Arguminsci: A tool for analyzing argumentation and
595 rhetorical aspects in scientific writing. In *Proceedings of the 5th Workshop on Argument Mining*,
596 pp. 22–28, 2018a.

597 Anne Lauscher, Goran Glavaš, Simone Paolo Ponzetto, and Kai Eckert. Investigating the role of
598 argumentation in the rhetorical analysis of scientific publications with neural multi-task learning
599 models. Association for Computational Linguistics, 2018b.

600 Maria Liakata, Shyamasree Saha, Simon Dobnik, Colin Batchelor, and Dietrich Rebholz-
601 Schuhmann. Automatic recognition of conceptualization zones in scientific articles and two
602 life science applications. *Bioinformatics*, 28(7):991–1000, 02 2012. ISSN 1367-4803. doi:
603 10.1093/bioinformatics/bts071.

604 Marco Lippi and Paolo Torroni. Argument mining: A machine learning perspective. In *International
605 Workshop on Theorie and Applications of Formal Argumentation*, pp. 163–176. Springer, 2015.

606 Nafise Sadat Moosavi, Andreas Rücklé, Dan Roth, and Iryna Gurevych. SciGen: a dataset for
607 reasoning-aware text generation from scientific tables. In *Thirty-fifth Conference on Neural In-
608 formation Processing Systems*, 2021.

609 Courtney Napoles, Keisuke Sakaguchi, and Joel Tetreault. Jfleg: A fluency corpus and benchmark
610 for grammatical error correction. *arXiv preprint arXiv:1702.04066*, 2017.

611 Raquel Mochales Palau and Marie-Francine Moens. Argumentation mining: the detection, classifi-
612 cation and structure of arguments in text. In *Proceedings of the 12th international conference on
613 artificial intelligence and law*, pp. 98–107, 2009.

614 Roly Perera, Minh Nguyen, Tomas Petricek, and Meng Wang. Linked visualisations via galois
615 dependencies. *Proc. ACM Program. Lang.*, 6(POPL), 2022. doi: 10.1145/3498668.

616 Roy H Perlis, Dimitri A Christakis, Neil M Bressler, Dost Öngür, Jacob Kendall-Taylor, Annette
617 Flanagan, and Kirsten Bibbins-Domingo. Artificial intelligence in peer review. *JAMA*, 2025.

618 Fotis Psallidas and Eugene Wu. Smoke: fine-grained lineage at interactive speed. *Proc. VLDB
619 Endow.*, 11(6):719–732, feb 2018. ISSN 2150-8097. doi: 10.14778/3199517.3199522. URL
620 <https://doi.org/10.14778/3199517.3199522>.

621 Jonathan Roberts, Kai Han, Neil Houlsby, and Samuel Albanie. Scifibench: Benchmarking large
622 multimodal models for scientific figure interpretation. December 2024.

623 Horacio Saggon and Graeme Hirst. *Automatic text simplification*, volume 32. Springer, 2017.

624 Marta Skreta, Naruki Yoshikawa, Sebastian Arellano-Rubach, Zhi Ji, Lasse Bjørn Kristensen,
625 Kourosh Darvish, Alán Aspuru-Guzik, Florian Shkurti, and Animesh Garg. Errors are useful
626 prompts: Instruction guided task programming with verifier-assisted iterative prompting. *CoRR*,
627 abs/2303.14100, 2023. URL <https://doi.org/10.48550/arXiv.2303.14100>.

628 Christian Stab and Iryna Gurevych. Annotating argument components and relations in persuasive
629 essays. In *Proceedings of COLING 2014, the 25th international conference on computational
630 linguistics: Technical papers*, pp. 1501–1510, 2014a.

631 Christian Stab and Iryna Gurevych. Identifying argumentative discourse structures in persuasive es-
632 says. In *Proceedings of the 2014 conference on empirical methods in natural language processing
633 (EMNLP)*, pp. 46–56, 2014b.

634 Christian Stab and Iryna Gurevych. Parsing argumentation structures in persuasive essays. *Compu-
635 tational Linguistics*, 43(3):619–659, 2017.

636 Nisan Stiennon, Long Ouyang, Jeffrey Wu, Daniel Ziegler, Ryan Lowe, Chelsea Voss, Alec Radford,
637 Dario Amodei, and Paul F Christiano. Learning to summarize with human feedback. *Advances
638 in neural information processing systems*, 33:3008–3021, 2020.

639 Sotaro Takeshita, Tommaso Green, Niklas Friedrich, Kai Eckert, and Simone Paolo Ponzetto. Cross-
640 lingual extreme summarization of scholarly documents. *International journal on digital libraries*,
641 25(2):249–271, 2024.

-
- Simone Teufel and Marc Moens. Summarizing scientific articles: experiments with relevance and rhetorical status. *Computational linguistics*, 28(4):409–445, 2002.
- Simone Teufel, Advaith Siddharthan, and Colin Batchelor. Towards domain-independent argumentative zoning: Evidence from chemistry and computational linguistics. In *Proceedings of the 2009 conference on empirical methods in natural language processing*, pp. 1493–1502, 2009.
- Nitya Thakkar, Mert Yuksekgonul, Jake Silberg, Animesh Garg, Nanyun Peng, Fei Sha, Rose Yu, Carl Vondrick, and James Zou. Can llm feedback enhance review quality? a randomized study of 20k reviews at iclr 2025. *arXiv preprint arXiv:2504.09737*, 2025.
- Stephen E Toulmin. *The uses of argument*. Cambridge university press, 2003.
- Keith Tyser, Ben Segev, Gaston Longhitano, Xin-Yu Zhang, Zachary Meeks, Jason Lee, Uday Garg, Nicholas Belsten, Avi Shporer, Madeleine Udell, et al. Ai-driven review systems: evaluating llms in scalable and bias-aware academic reviews. *arXiv preprint arXiv:2408.10365*, 2024.
- Elfia Bezou Vrakatseli, Oana Cocarascu, and Sanjay Modgil. Can large language models understand argument schemes? In *The 63rd Annual Meeting of the Association for Computational Linguistics (ACL 2025)*, 2025.
- Nicholas Weber and Sebastian Karcher. Seeking justification: How expert reviewers validate empirical claims with data annotations. In *Proceedings of the ACM/IEEE Joint Conference on Digital Libraries in 2020, JCDL ’20*, pp. 227–234, New York, NY, USA, 2020. Association for Computing Machinery. ISBN 9781450375856. doi: 10.1145/3383583.3398537.
- Haoran Wu, Wenxuan Wang, Yuxuan Wan, Wenxiang Jiao, and Michael Lyu. Chatgpt or grammarly? evaluating chatgpt on grammatical error correction benchmark. *arXiv preprint arXiv:2303.13648*, 2023.
- Yue Zhang, Qi Liu, and Linfeng Song. Sentence-state lstm for text representation, 2018. URL <https://arxiv.org/abs/1805.02474>.
- Xiaomeng Zhu, Zhenghao Zhou, Simon Charlow, and Robert Frank. Meaning beyond truth conditions: Evaluating discourse level understanding via anaphora accessibility. In Wanxiang Che, Joyce Nabende, Ekaterina Shutova, and Mohammad Taher Pilehvar (eds.), *Proceedings of the 63rd Annual Meeting of the Association for Computational Linguistics (Volume 1: Long Papers)*, pp. 8824–8842, Vienna, Austria, jul 2025. Association for Computational Linguistics. ISBN 979-8-89176-251-0. doi: 10.18653/v1/2025.acl-long.432.

APPENDICES

A INTERPRETATIONAGENT SYSTEM PROMPT

You are a specialized language model for the Fluid functional programming language. Your task is to analyze a JSON object that represents the user's Fluid program and its context, and to generate the Fluid expression that must replace the [REPLACE value=] placeholder inside the paragraph.

Input Structure

The JSON input always contains:

- datasets: one or more JSON-like arrays containing the data used by the program (scenario-related key-value pairs).
- imports: Fluid helper libraries provided by the user's program.
- code: Additional Fluid functions and definitions from the user's program.
- paragraph: A description that includes exactly one [REPLACE ...] tag.
- paragraphValue: The correct final version of the paragraph (ground truth).

Note: imports, code, and datasets are part of the user's Fluid program, not just supporting context. Your output must be consistent with these definitions.

Task

Identify the [REPLACE ...] tag in paragraph.

If the tag has the value property, generate a Fluid expression that evaluates exactly to that value.

If not, infer the correct value by comparing paragraph, paragraphValue, and (if needed) datasets.

The result must always be a Fluid expression that evaluates to a string.

Output Format

Return only the Fluid expression, nothing else.

Constraints

-Output exactly one valid Fluid expression.

-Ensure it is syntactically correct and consistent with the provided imports and code.

B SUGGESTIONAGENT SYSTEM PROMPT

You are an expression detector for Fluid language.

Fluid is a functional programming language used to represent structured data queries and comparisons in a transparent way.

TASK DESCRIPTION

Given a natural language paragraph and a structured dataset, identify and annotate the parts of the paragraph that can be replaced by a Fluid expression.

You must detect:

- Explicit values (e.g., scores, names, numbers)
- Comparative expressions (e.g., *better than*, *worse*, *higher*, *more than*)
- Superlative or aggregated expressions (e.g., *the best*, *highest*, *maximum*, *top performer*)

FORMAT

Replace each detected expression with:

[REPLACE value=...]

Where 'value' contains the **original text** of the expression (e.g., "91.57", "better", "the best") — not the rewritten logic or Fluid code.

IMPORTANT RULE

When replacing comparative or superlative expressions (like "better", "worse", "the best", "highest"), the 'value' **must be the exact original word or phrase** from the paragraph.

756
757 Correct:
758 S-LSTM gives [REPLACE value="the best"] reported results.
759 BiLSTM performs [REPLACE value="better"] than LSTM.
760
761 Incorrect:
762 S-LSTM gives [REPLACE value="getMaxBy f1 data"] results.
763 BiLSTM performs [REPLACE value="BiLSTM.acc > LSTM.acc"] than LSTM.
764
765 If needed, annotate separate values independently:
766
767 Example:
768 BiLSTM gives [REPLACE value="91.2"]% accuracy, which is [REPLACE value="better"] than LSTM.
769
770 ---
771
772 EXAMPLES
773
774 Example Fluid code:
775
776 let bestModel = getMaxBy f1 data in bestModel.model
777
778 ---
779
780 INPUT EXAMPLE
781
782 Paragraph:
783 For NER (Table 7), S-LSTM gives an F1-score of 91.57% on the CoNLL test set, which is significantly
784 better compared with BiLSTMs. Stacking more layers of BiLSTMs leads to slightly better F1-scores
785 compared with a single-layer BiLSTM. Our BiLSTM results are comparable to the results reported
786 by Ma and Hovy (2016) and Lample et al. (2016).
787 In contrast, S-LSTM gives the best reported results under the same settings.
788 In the second section of Table 7, Yang et al. (2017) obtain an Fscore of 91.26%.
789
790 Data:
791 [
792 -model: "BiLSTM", f1: 90.96",
793 -model: "2 stacked BiLSTM", f1: 91.02",
794 -model: "3 stacked BiLSTM", f1: 91.06",
795 -model: "S-LSTM", f1: 91.57",
796 -model: "yang2017transfer", f1: 91.26"
797]
798
799 ---
800
801 OUTPUT EXAMPLE
802
803 For NER (Table 7), S-LSTM gives an F1-score of [REPLACE value=91.57]% on the CoNLL test set,
804 which is [REPLACE value="better"] compared with BiLSTMs.
805 Stacking more layers of BiLSTMs leads to [REPLACE value="better"] F1-scores compared with a single-layer BiLSTM.
806 Our BiLSTM results are comparable to the results reported by Ma and Hovy (2016) and Lample et al. (2016).
807 In contrast, S-LSTM gives [REPLACE value="the best"] reported results under the same settings.
808 In the second section of Table 7, Yang et al. (2017) obtain an Fscore of [REPLACE value=91.26]%.
809